arc minerals

Tier-1 exploration assets in Africa's most prolific copper districts

Investor Presentation
September 2026

Disclaimer

The information contained in these slides and this presentation is being supplied to you by **ARC MINERALS Ltd.** (“the Company”) solely for your information and may not be reproduced or redistributed in whole or in part to any other person. Recipients of these slides and/or persons attending this presentation who are considering a purchase of ordinary shares in the Company are reminded that any such purchase must be made solely on the basis of the information that the Company has officially released into the public domain. Whilst all reasonable care has been taken to ensure that the facts stated in these slides and this presentation are accurate and the forecasts, opinions and expectations contained in these slides and this presentation are fair and reasonable, the information contained in this document has not been independently verified and accordingly no representation or warranty, express or implied, is made as to the accuracy, fairness or completeness of the information or opinions contained in these slides or this presentation and no reliance should be placed on the accuracy, fairness or completeness of the information contained in these slides and this presentation.

None of the Company, its shareholders or any of their respective advisers, parents or subsidiaries nor any of their respective directors, officers or employees or agents (including those of their parents or subsidiaries) accepts any liability or responsibility for any loss howsoever arising, directly or indirectly, from any use of these slides or this presentation or their contents. These slides and this presentation do not purport to contain all information that a recipient may require and is subject to updating, revision and amendment in any way without notice or liability to any party. These slides and this presentation do not constitute a recommendation regarding the shares of the Company. Recipients of these slides and this presentation should conduct their own investigation, evaluation and analysis of the business, data and property described therein. If you are in any doubt about the information contained in these slides or this presentation, you should contact a person authorised by the Financial Conduct Authority who specialises in advising on securities of the kind described in these slides and presentation. Certain statements within this presentation constitute forward looking statements. Such forward looking statements involve risks and other factors which may cause the actual results, achievements or performance expressed or implied by such forward looking statements. Such risks and other factors include, but are not limited to, general economic and business conditions, changes in government regulations, currency fluctuations, the gold price, the Group’s ability to recover its reserves or develop new reserves, competition, changes in development plans and other risks. There can be no assurance that the results and events contemplated by the forward-looking statements contained in this presentation will, in fact, occur. These forward-looking statements are correct or represent honestly held views only as at the date of delivery of this presentation. The Company will not undertake any obligation to release publicly any revisions to these forward-looking statements to reflect events, circumstances and unanticipated events occurring after the date of this presentation except as required by law or by regulatory authority. By accepting these slides and/or attending this presentation, you agree to be bound by the provisions and the limitations set out in them or imposed by them and to keep permanently confidential the information contained in these slides or this presentation or made available in connection with further enquiries to the extent such information is not made publicly available (otherwise through a breach by you of this provision). Some of the statements are the opinions of the Directors.

This document has not been approved by a person authorised under the Financial Services and Markets Act 2000 (“FSMA”) for the purposes of section 21 FSMA. In the United Kingdom, this presentation is exempt from the general restriction in section 21 FSMA on the communication of invitations or inducements to engage in investment activity pursuant to the Financial Services and Markets Act 2000 (Financial Promotion) Order 2005 (the "Financial Promotion Order") on the grounds that it is directed only at the following, being persons who the Company reasonably believes to be: (a) persons having professional experience relating to investments (being "Investment Professionals" within the meaning of articles 19(5) of the Financial Promotion Order); (b) persons who fall within article 49 of the Financial Promotion Order (high net worth companies, unincorporated associations or partnerships or the trustees of high value trusts), or (c) other persons who have professional experience in matters relating to investments and to whom these slides and this presentation may otherwise be lawfully communicated (all such persons together being referred to as "Relevant Persons"). By attending this presentation, you represent and warrant that you are a Relevant Person.

Any person who is not a Relevant Person should not rely upon or act upon these slides or this presentation. The distribution of these slides in other jurisdictions may be restricted by law and persons into whose possession these slides may come should inform themselves about, and observe, any such restrictions. Any failure to comply with these restrictions may constitute a violation of the laws of any such other jurisdiction. The slides are not for distribution outside the United Kingdom and, in particular, the slides or any copy of them should not be distributed, published, reproduced or otherwise made available in whole or in part by recipients to any other person, directly or indirectly, by any means (including electronic transmission) either to persons with addresses in Canada, Australia, Japan, the Republic of South Africa and the Republic of Ireland or to persons with an address in the United States, its territories or possessions or to any citizens, nationals or residents thereof, or to any corporation, partnership or other entity created or organised under the laws thereof. Any such distributions could result in a violation of Canadian, Australian, Japanese, South African, Irish or United States law.
These slides and this presentation do not constitute, or form part of, a prospectus relating to the Company nor do they constitute or contain any invitation or offer to any person to underwrite, subscribe for, otherwise acquire, or dispose of any shares in the Company or advise persons to do so in any jurisdiction, nor shall they, or any part of them, form the basis of or be relied on in any connection with any contract or commitment whatsoever

Snapshot

Targeting Tier-1 copper discoveries in Botswana and Zambia

Tier-1 copper discoveries are clustered.
Arc is positioned within two of these clusters.

Tier-1 Discovery Potential	High-conviction exposure to two proven copper districts, positioned within core discovery corridors
Strategic Proximity	Projects are proximal to major world class Tier-1 copper operations
World Class Endowment	Both districts are highly prospective and have considerable exploration upside
Near-Term Catalysts	Defined value pathways through upcoming geophysics and drilling

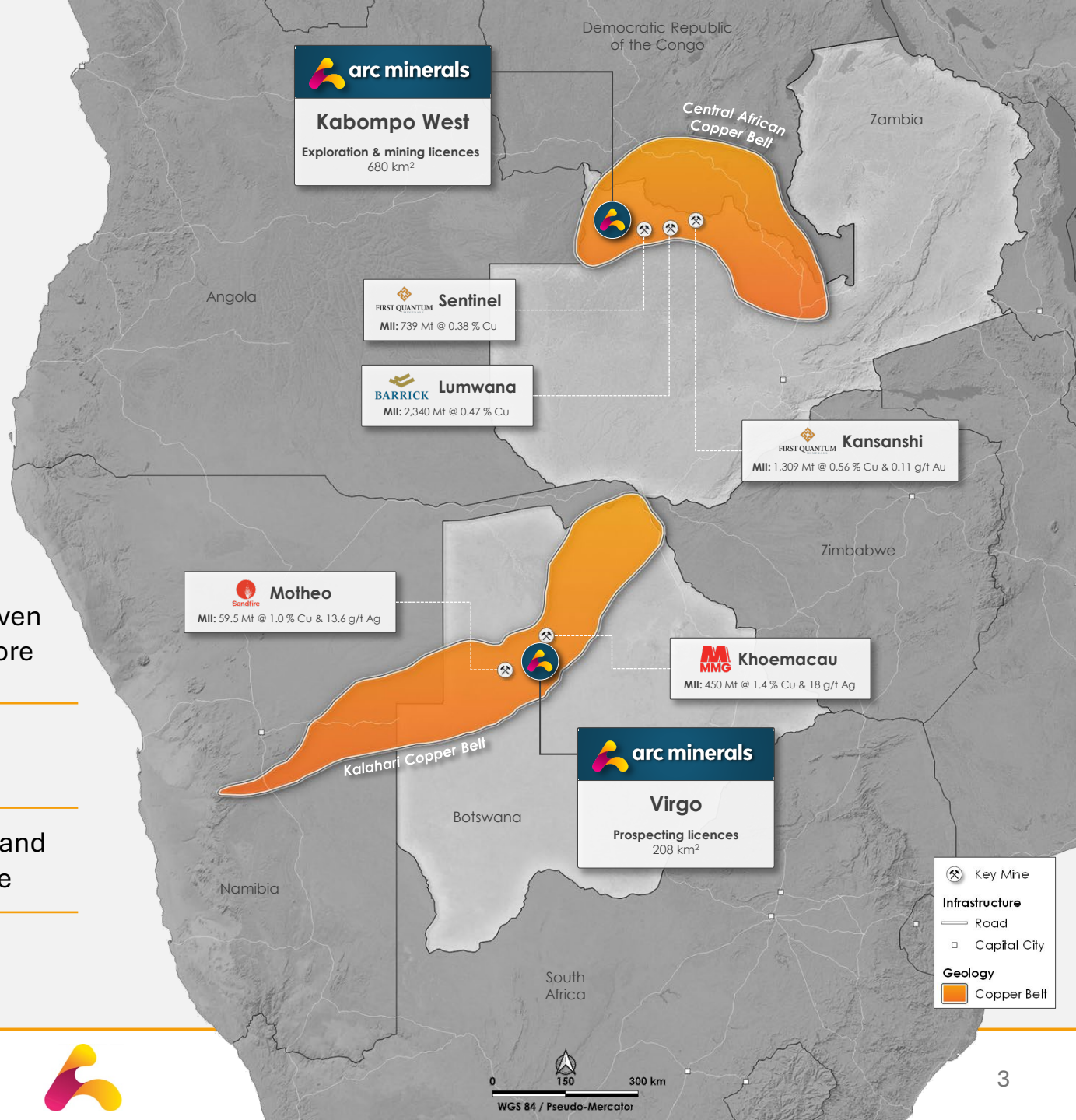

Virgo Project
Botswana

Unique location with confirmed mineralisation and continued exploration along a proven contact

The **Kalahari Copper Belt (KCB)**

Underexplored terrain with > 7 Mt Cu and 290 Moz Ag total endowment to date

Two licences (208.3 km^2) strategically located within the KCB, adjacent to MMG's Khoemacau

Targeting sediment-hosted Cu-Ag deposits similar to Khoemacau (MMG) and Motheo (Sandfire)

The KCB has attracted major mining companies incl. BHP in Botswana and Rio Tinto in Namibia

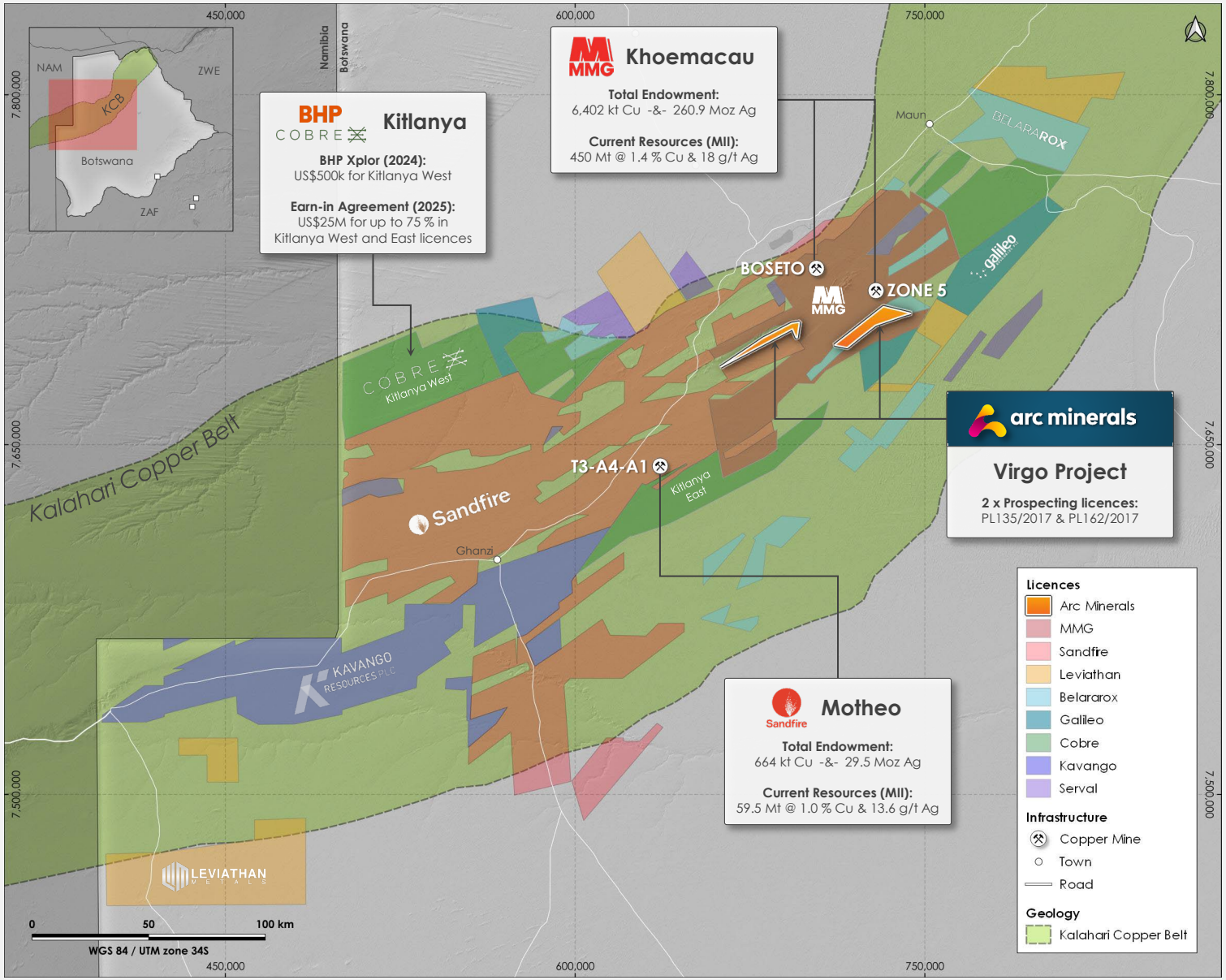

Inside the **MMG Corridor**

The only junior with a licence inside MMG's Zone 5 Corridor

All known KCB deposits occur at or near the key DKF-NPF contact*

Arc's PL135/2017 (138.6 km^2) situated over a DKF-NPF contact and surrounded by MMG licences

Uniquely located within the Zone 5 corridor that hosts the major deposits / targets of Khoemacau

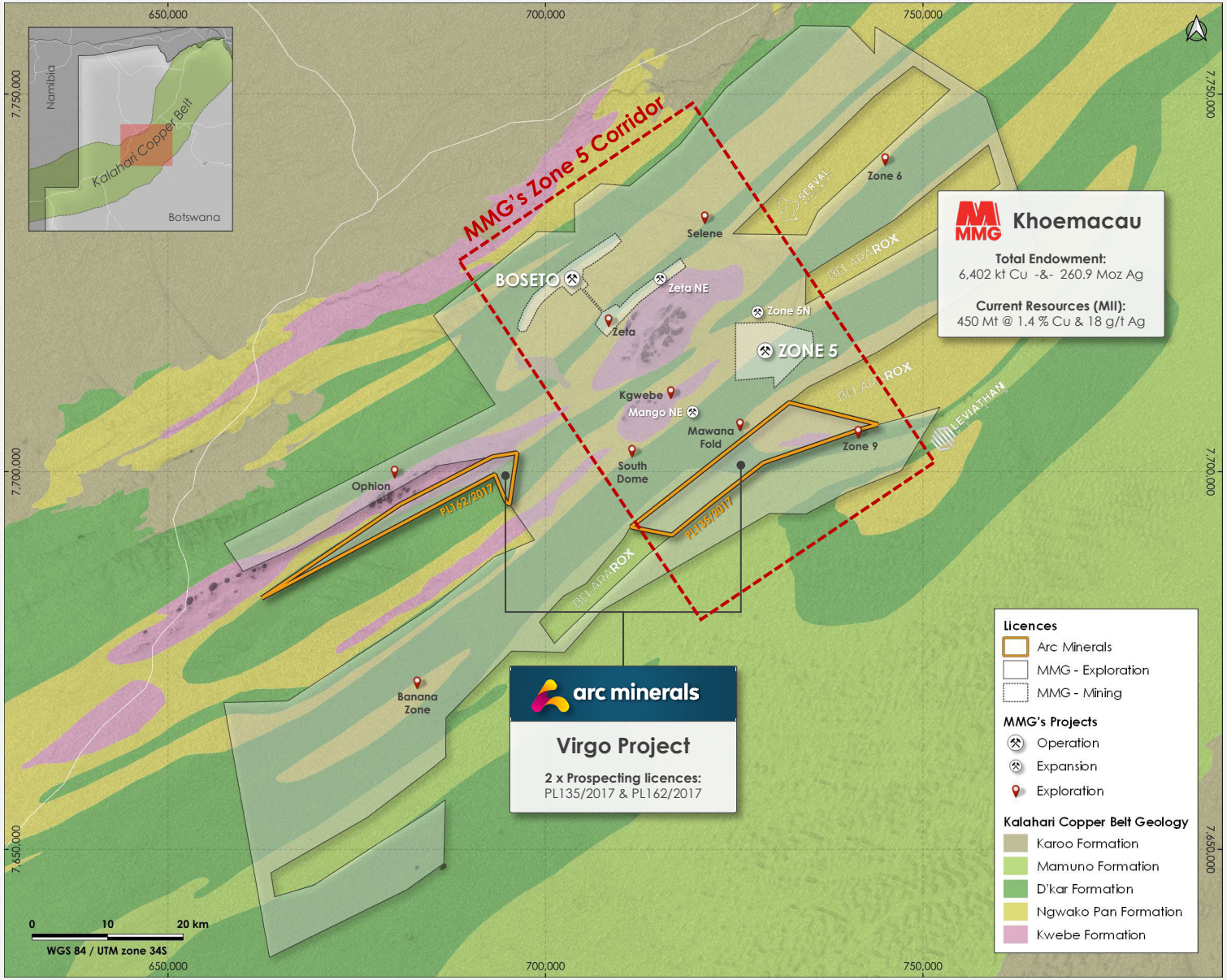

***D'Kar Formation - Ngwako Pan Formation contact:**
Principal mineralised horizon for sediment-hosted copper deposits in the KCB

The Key **Geological Target**

Focus on drilling the prospective DKF-NPF contact

18 km of prospective DKF-NPF contact interpreted from the IP survey

MMG's Zone 9 and Mawana Fold are targeting both along-strike extensions of this contact

Contact is well-defined by IP chargeability with a 59 line km survey extension recently completed

Drilling Plan Overview

Focus on drilling the prospective DKF-NPF contact

Over 6,000 metres Diamond Drilling across three target areas for over 20 holes:

- South Fold Area (>5km long)
- Central Area (>3km long)
- Z9 Area (>2km long)

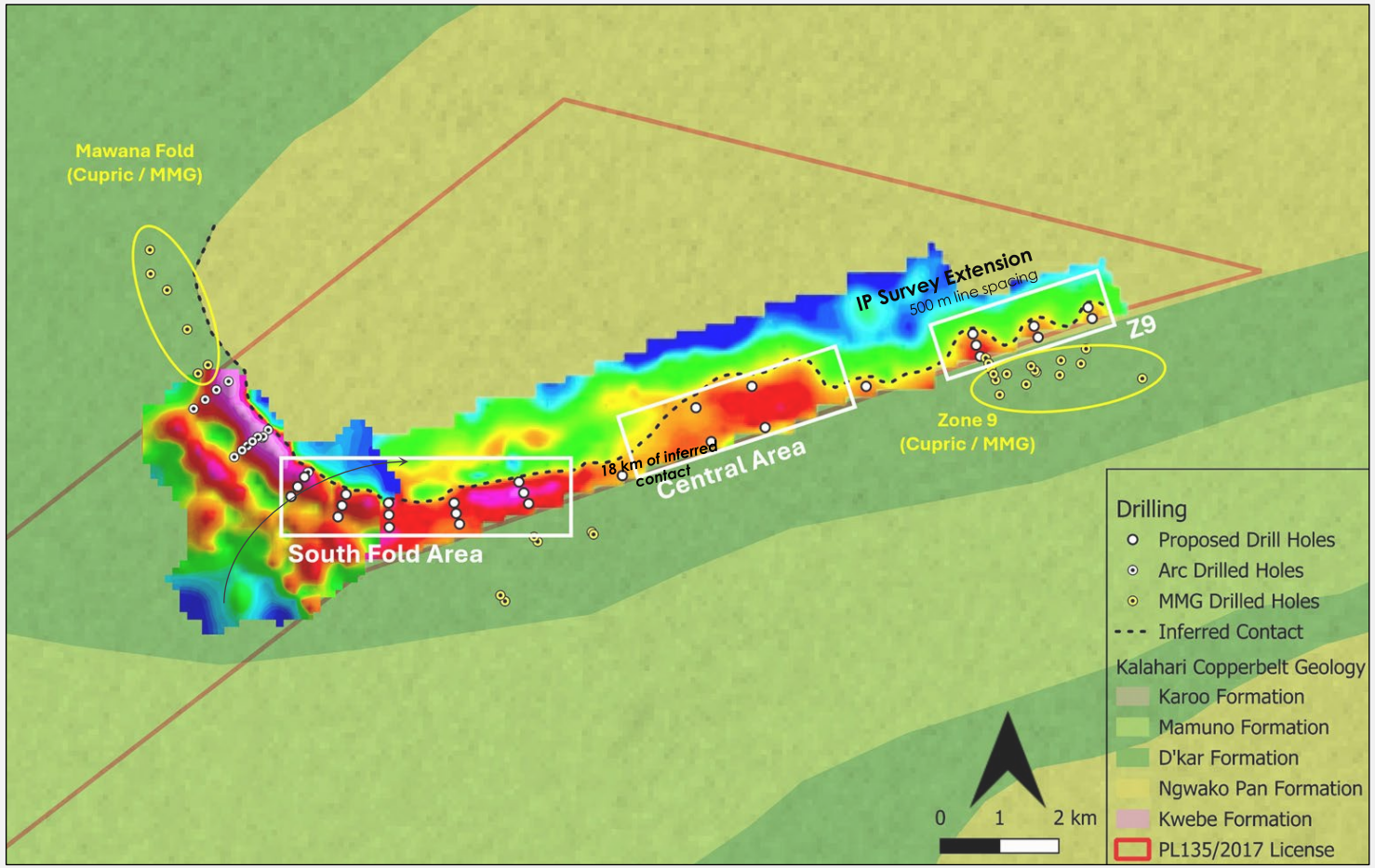

What Comes Next

Building value through disciplined exploration

Planned Timeline – Virgo Project (Indicative)

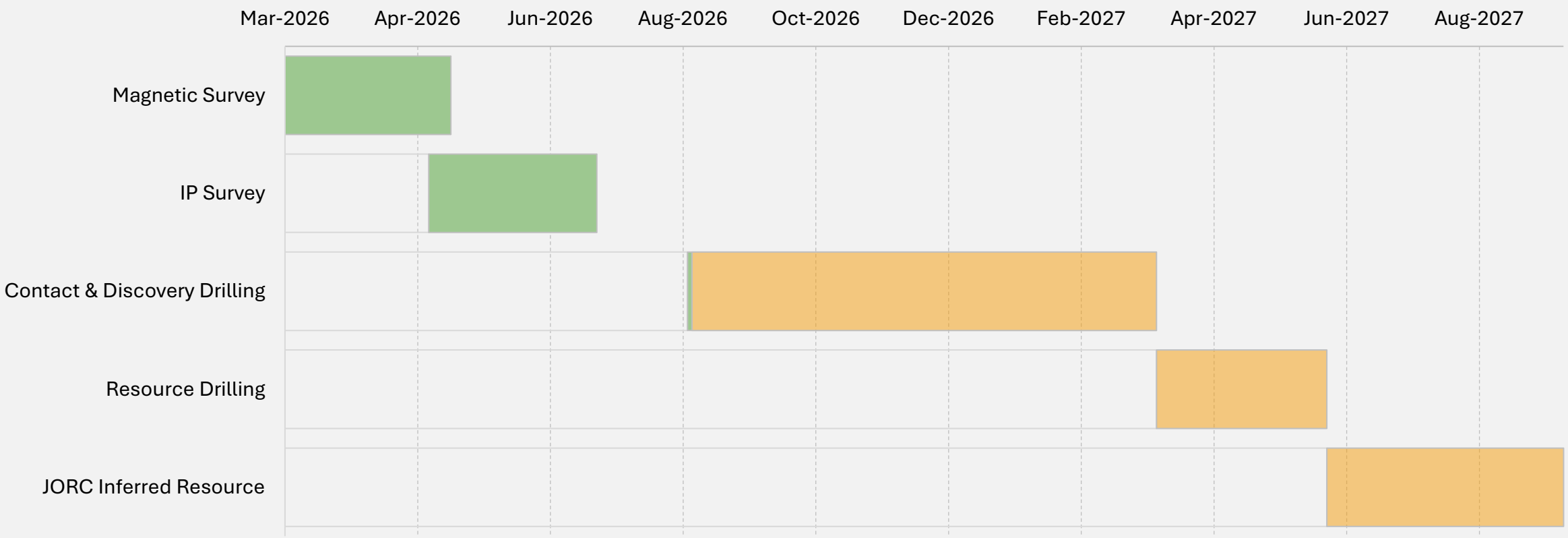

Kabompo West Project
Zambia

Advanced exploration in a proven copper region, with widespread mineralisation across a large-scale system

The **Central African Copper Belt (CACB)**

World class mining district with a total endowment of > 250 Mt CuEq.

Kabompo West licences (680 km^2) located within the Western Domes Region of the CACB in Zambia

This region hosts multiple Tier-1 mines, including Lumwana (Barrick), Sentinel and Kansanshi (FQM)

Targeting sediment-hosted Cu deposits within the highly prospective Roan Formation

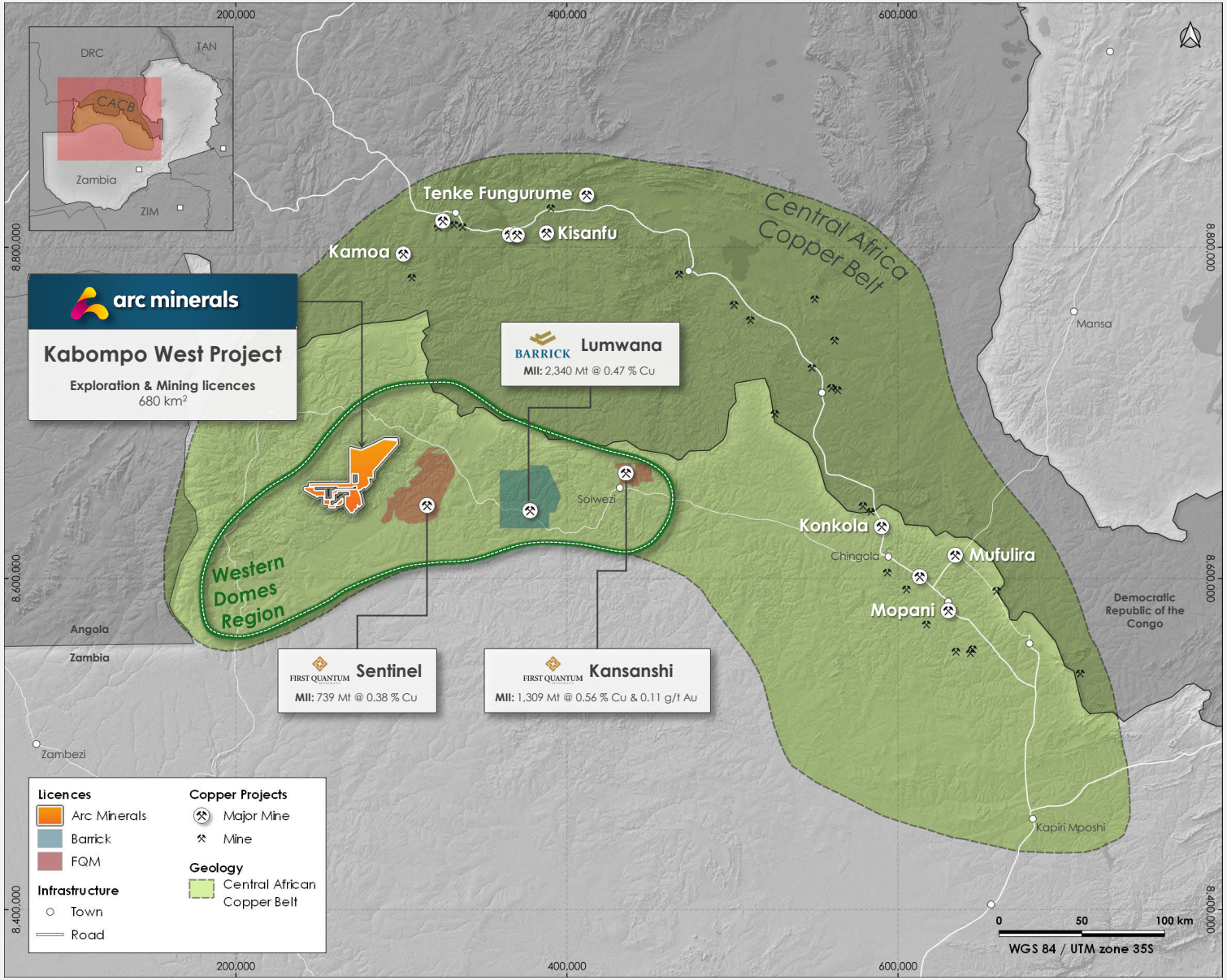

The **Western Domes Region**

Strategic 680 km² footprint around the prospective Kabompo Dome

One of the largest land packages in one of the most highly prospective regions in southern Africa

Kabompo Dome remains underexplored but still with a 30 Mt conceptual copper endowment

Hosts some of the best intercepts in the Zambian Copperbelt: 18 m @ 2.35 % Cu; 39 m @ 1.47 % Cu

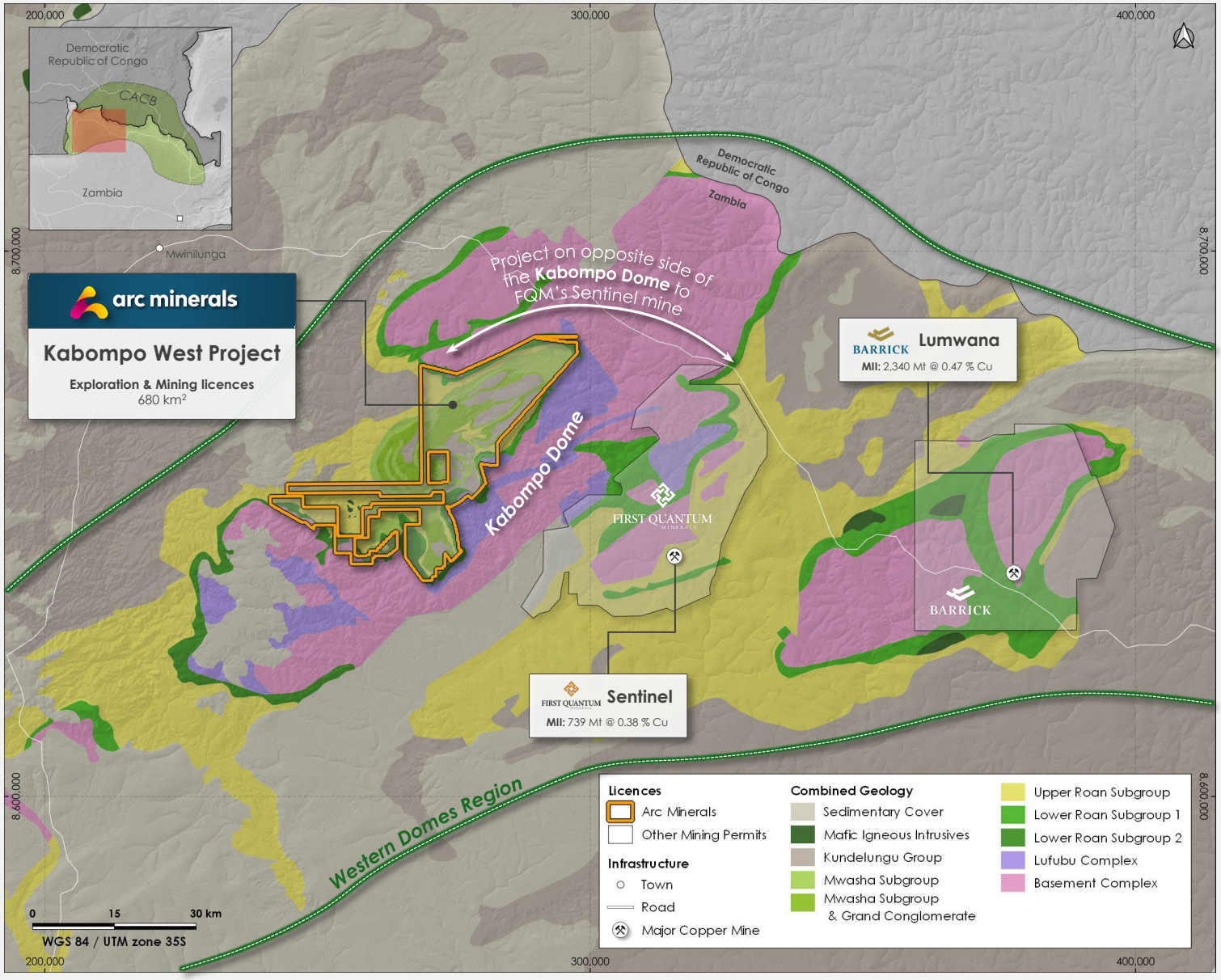

System-scale **Potential**

Copper mineralisation extends beyond the existing deposits

Drilling to date has only tested a small portion of a district-scale land holding with significant potential

Oxide and sulphide mineralisation indicates a well-developed, vertically-extensive copper system

Limited drilling relative to a largely untested licence package suggests significant exploration upside

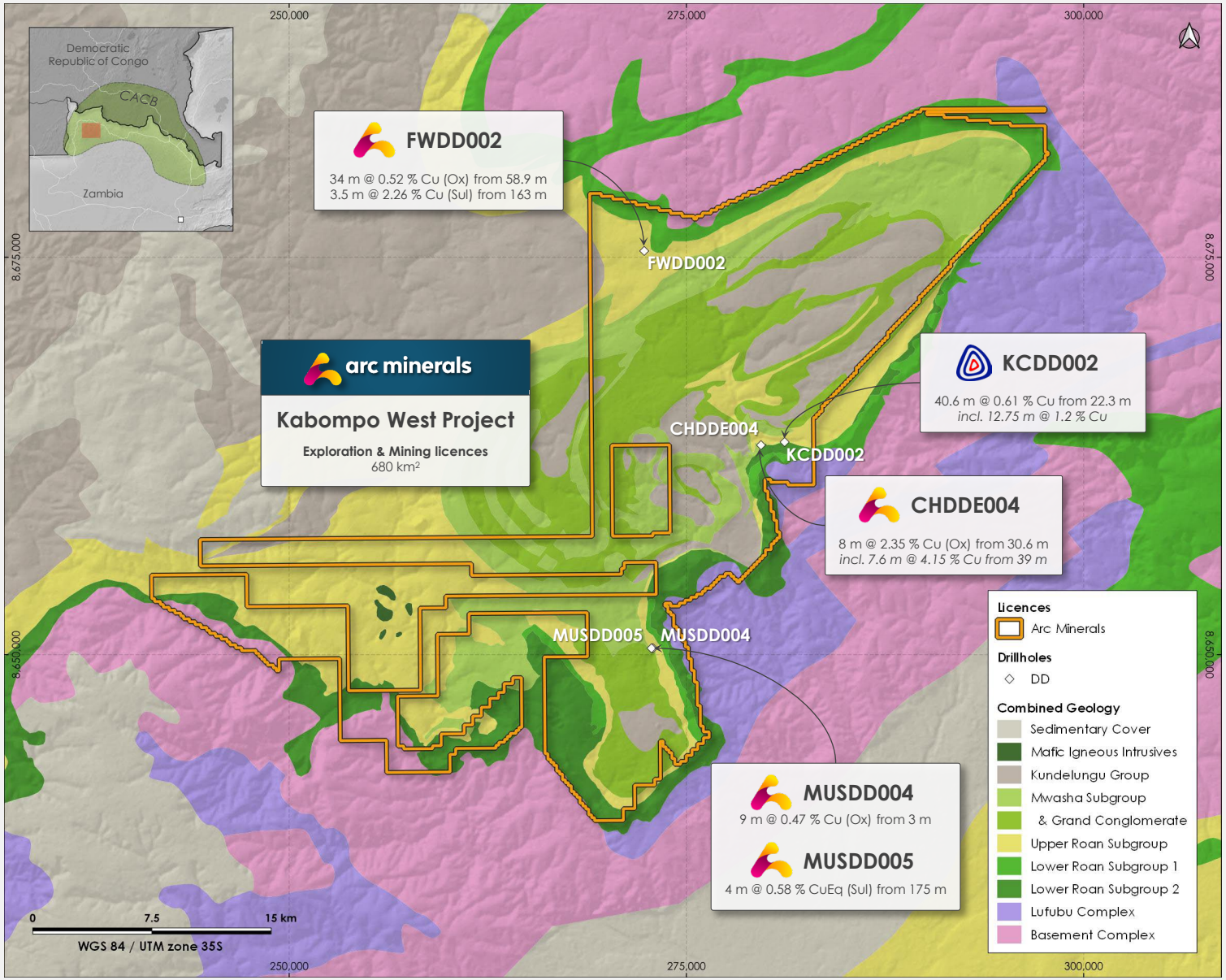

Tier-1 Asset with Dual Strategy Approach

Clear strategic path to value creation

Work to date (Arc & Anglo): Regional geological interpretation & target generation

- ~27,000 m total **drilling confirming widespread mineralisation** across multiple prospects
- High-grade results: **18 m @ 2.35% Cu**; **39 m @ 1.47% Cu**
- **Recent standout intercept: 40.6 m @ 0.61%** Cu from near surface
- **Multiple discoveries**: Cheyeza, Muswema (~5 km mineralised trend), Fwiji
- **Dual strategy**: strategic partner engagement and preparation for standalone drilling

Investment Case

- High-conviction copper exposure across two proven districts
- Value creation through discovery and strategic transactions
- Fully funded for upcoming drilling programme

Valuation Comparison

Near term upside potential

Company	Key Location	Stage	Exchange	Market Cap*
Prospect Resources	Domes Region	Development	ASX	£92m
Midnight Sun Mining	Domes Region	Discovery	TSXV	£85m
Leviathan Metals	KCB	Exploration	TSXV	£45m
Arc Minerals	**Domes Region & KCB**	**Exploration**	**AIM**	**£17m**

Arc's Differentiators

Exposure to two proven copper districts
Botswana and Zambia within established copper systems

Positioned within core Tier 1 discovery corridors
MMG Zone 5 corridor and Kabompo Dome

Early & advanced staged projects within comparable geology
Pre-resource exposure to districts with established discoveries

*Market Caps (GBP) as of 01 September 2026

arc minerals

Appendices

Appendix: Team

Experienced mining, finance, & legal leadership

Nick von Schirnding
Non-Executive Chairman

Rémy Welschinger
CEO

Vassilios Carellas
COO

Abyudi J. Shonga
CFO

Abyudi J. Shonga
NED

Appendix: MMG's Exploration Opportunities

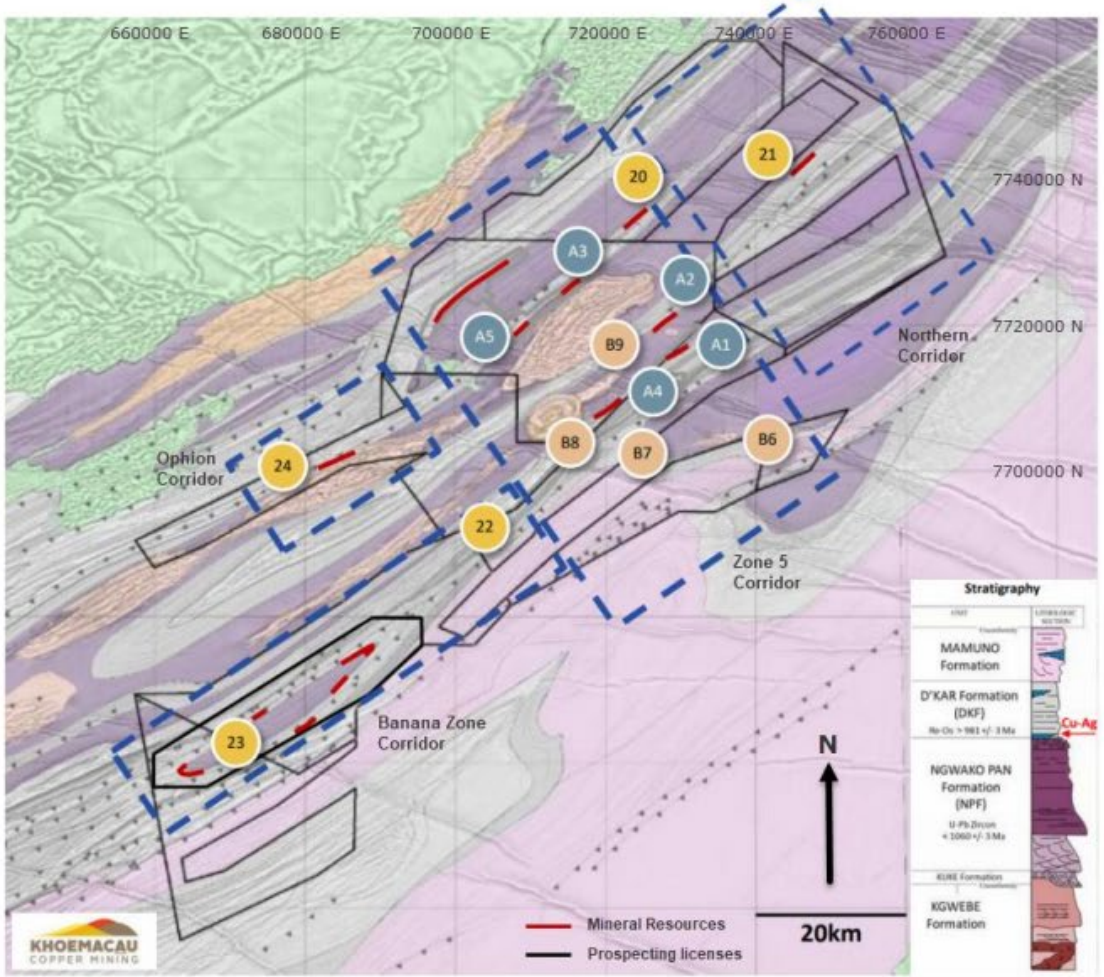

Adapted from KCM CIM presentation, June 2023.

A1	Zone 5
A2	Zone 5N
A3	Zeta NE
A4	Mango
A5	Zeta UG
B6	Zone 9
B7	Mawana Fold
B8	South Dome
B9	Kgwebe
20	Selene
21	Zone 6
22	Baby Banana
23	Banana Zone
24	Ophion

Notwithstanding the Company's recent focus on the Zone 5 corridor and definition of extensive targets therein, there are three other corridors that present opportunity.

Zone 5 corridor (priority)
- Deposits within the Zone 5 northern district and structural corridor display high grade economic occurrences
- The corridor is likely to host several additional occurrences where the NNE structures intersect NE-SW reduced stratigraphy
- +143 km of untested known reduced contact

Northern corridor
- Deposits display thick carbonate units suggesting shallow water restricted basin environment within the corridor
- The district is lower strain with limited evidence of fluid influx
- Siltstone unit displays continuous mineralisation representing an excellent marker horizon for drill targeting
- +100km of untested contact displaying changes in strike orientation, stratigraphic thinning and subdued sub-basin stratigraphy within a structural corridor

Banana Zone corridor
- Sedimentary facies suggest deeper water and long continuous facies
- Double plunging fold hinges host buried lateral breaks & parasitic folds representing high grade trends
- Test the favorable siltstone unit higher up stratigraphy away from redox contact near structural features
- Known mineralisation displays continuity at depths >400m
- +17 km untested buried dome redox contact at Baby Banana

Ophion corridor
- A sedimentary wedge exists on the NE and SW side of the Ophion basin high similar to that seen at Zeta NE & Zeta UG
- Test the presence of a NE trending thrust cutting across the limb
- Test the series of small thrusts along the top of the basin high

Source: Khoemacau Copper Project, Botswana. HKEX Competent Person Report, May 2024

Appendix: MMG's Deposits

Table 1-2 Mineral Resources by deposit for Khoemacau Project area as of 31 December 2023

Deposit	Measured			Indicated			Inferred			TOTAL				Contained metal		Cut-off grade
	Tonnage (Mt)	Grade		Tonnage (Mt)	Grade		Tonnage (Mt)	Grade		Tonnage (Mt)	Grade					
		Cu (%)	Ag (g/t)		Cu (%)	Ag (g/t)		Cu (%)	Ag (g/t)		Cu (%)	Ag (g/t)	CuEq (%)	Cu (kt)	Ag (Moz)	
Zone 5[2]	10	2.1	20	27	1.9	19	52	2.1	23	89	2.0	21	2.2	1800	61	$65 NSR
Zeta NE[3]				8.9	2.5	53	20	1.7	33	29	2.0	39	2.3	570	37	1% Cu
Zone 5N[3]				4.4	2.6	44	19	1.8	30	23	1.9	32	2.2	450	24	1% Cu
Mango NE2[3]				11	1.9	23	10	1.9	19	21	1.9	21	2.1	410	15	1% Cu
NE Fold[4]				9.3	1.1	16	0.07	2.6	29	9.3	1.1	16	1.2	100	4.9	0.26% Cu
New Discovery[5]				3.4	1.9	35	4.1	1.4	21	7.5	1.6	27	1.8	120	6.6	1% Cu
South Limb Definition[5]				2.6	2.2	33	2.9	2.4	36	5.6	2.3	34	2.6	130	6.2	1% Cu
North Limb North[6]				0.01	1.0	14	6.2	1.6	31	6.2	1.6	31	1.9	100	6.2	1% Cu
North Limb Mid[6]							3.0	1.4	20	3.0	1.4	20	1.6	42	2.0	1% Cu
North Limb South[6]							1.6	1.1	15	1.6	1.1	15	1.2	18	0.74	1% Cu
Chalcocite[7]							50	0.50	3.9	50	0.50	3.9	0.54	250	6.2	0.26% Cu
South Limb South[8]							6.3	1.2	13	6.3	1.2	13	1.3	79	2.6	1% Cu
South Limb[8]							3.3	1.5	20	3.3	1.5	20	1.6	49	2.1	1% Cu
South Limb Mid[8]							8.0	1.4	20	8.0	1.4	20	1.6	110	5.1	1% Cu
South Limb North[8]							1.2	1.5	20	1.2	1.5	20	1.6	18	0.78	1% Cu
Zeta Underground[9]	0.88	1.8	31	4.7	1.7	30	4.3	1.4	23	9.8	1.6	28	1.8	160	8.9	1.07% CuEq
Plutus[10]	2.4	1.3	13	9.3	1.3	13	57	1.4	12	69	1.4	12	1.5	940	27	1.07% CuEq
Selene[11]							7.1	1.2	20	7.1	1.2	20	1.3	83	4.5	1% Cu
Ophion[11]							14	1.1	12	14	1.1	12	1.1	150	5.3	0.6% Cu
Zone 6[11]							5.2	1.6	7.2	5.2	1.6	7.2	1.7	85	1.2	1% Cu
Stockpile	0.031	1.46	13							0.031	1.46	13	1.6	0.45	0.013	
TOTAL	**13**	**2.0**	**19**	**84**	**1.8**	**25**	**270**	**1.4**	**17**	**370**	**1.5**	**19**	**1.7**	**5,700**	**230**	

Source: Khoemacau Copper Project, Botswana. HKEX Competent Person Report, May 2024

Appendix: MMG's Local Geology

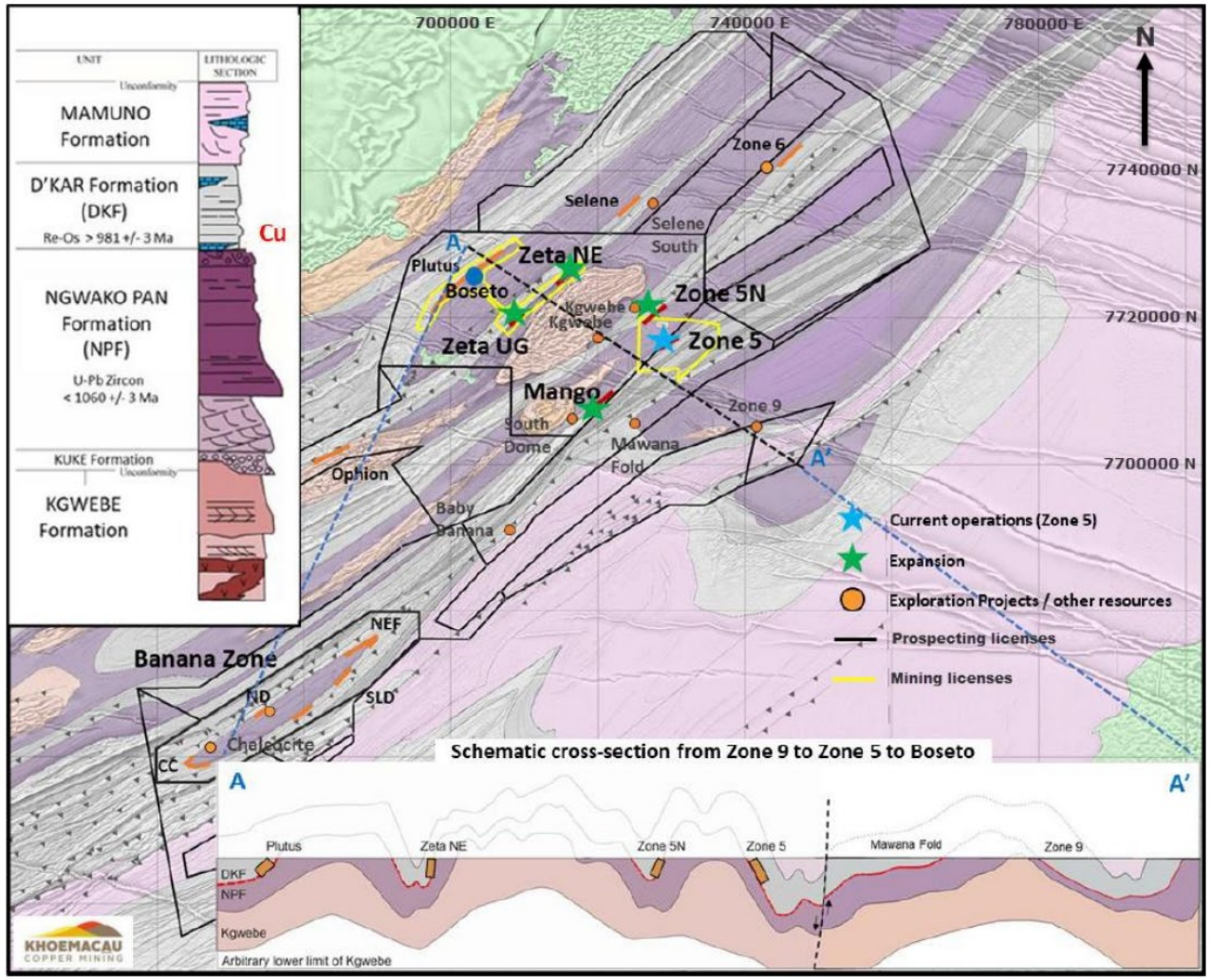

Source: Khoemacau Copper Project, Botswana. HKEX Competent Person Report, May 2024

arc minerals

Thank You